

Gravity and friction

Grade 3 Science Worksheet

For each situation, draw and label one arrow to show the pull of gravity and one to show the force of friction.

Putting on the brakes to stop a bicycle



Kid sliding down a slide



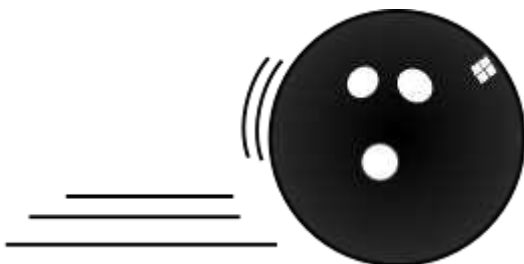
Roller skating



Sledding down a hill



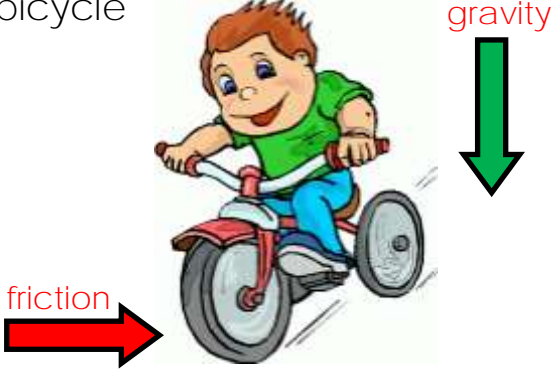



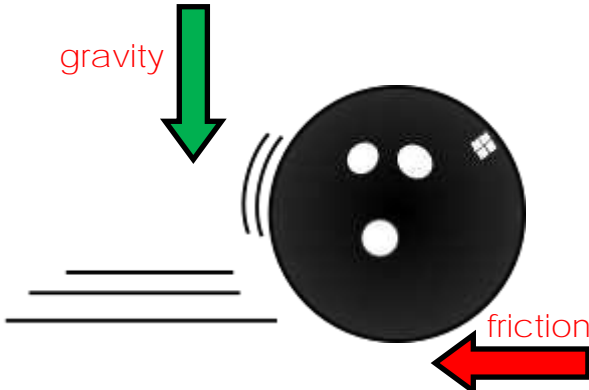
A ball rolling across the ground



Pushing a box across the floor



Answers

<p>Putting on the brakes to stop a bicycle</p> 	<p>Kid sliding down a slide</p> 
<p>Roller skating</p> 	<p>Sledding down a hill</p> 
<p>A ball rolling across the ground</p> 	<p>Pushing a box across the floor</p> 