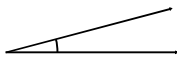


Classifying angles (acute / obtuse / right)

Grade 6 Geometry Worksheet

Measure the angle with a protractor. Is it acute, obtuse or a right angle?

1.



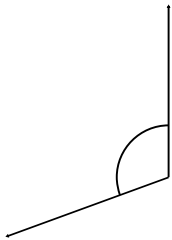
2.



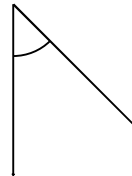
3.



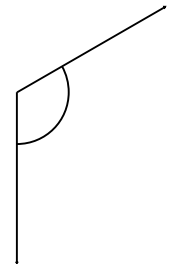
4.



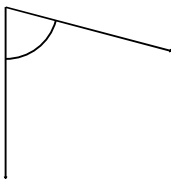
5.



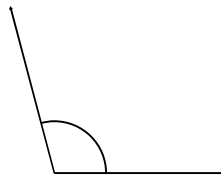
6.



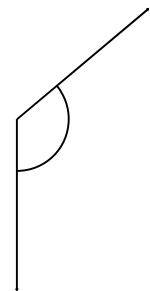
7.



8.



9.




Classifying angles (acute / obtuse / right)

Grade 6 Geometry Worksheet

Measure the angle with a protractor. Is it acute, obtuse or a right angle?

1.



15° Acute

2.



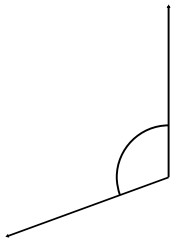
5° Acute

3.



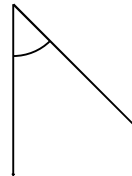
165° Obtuse

4.



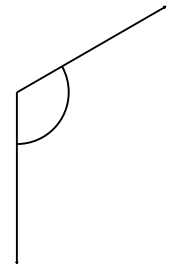
110° Obtuse

5.



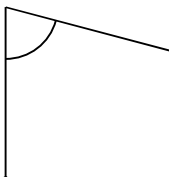
45° Acute

6.



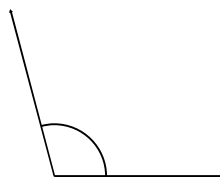
120° Obtuse

7.



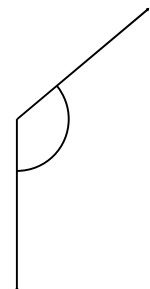
75° Acute

8.



105° Obtuse

9.



130° Obtuse