

Classifying angles (acute / obtuse / right)

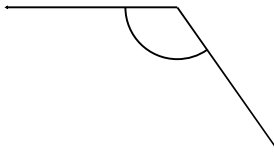
Grade 6 Geometry Worksheet

Measure the angle with a protractor. Is it acute, obtuse or a right angle?

1.



2.



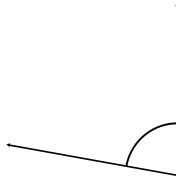
3.



4.



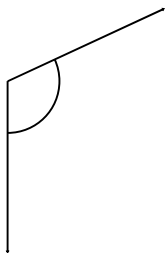
5.



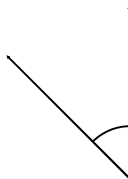
6.



7.



8.



9.



Classifying angles (acute / obtuse / right)

Grade 6 Geometry Worksheet

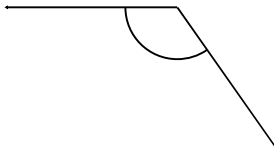
Measure the angle with a protractor. Is it acute, obtuse or a right angle?

1.



155° Obtuse

2.



125° Obtuse

3.



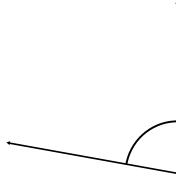
35° Acute

4.



170° Obtuse

5.



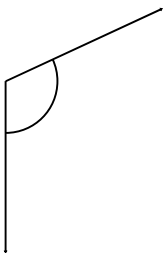
80° Acute

6.



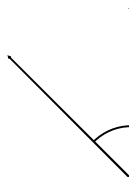
125° Obtuse

7.



115° Obtuse

8.



45° Acute

9.



15° Acute