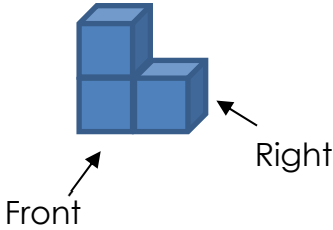


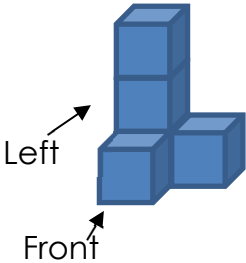
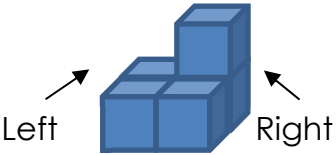
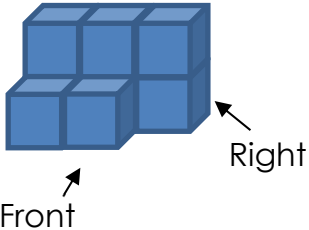
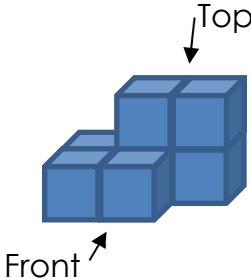


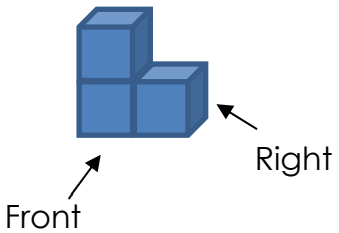
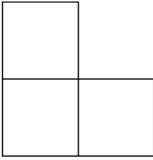

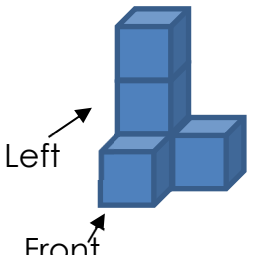
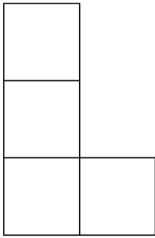
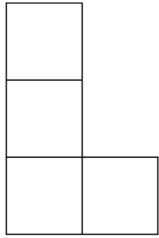

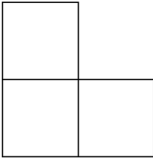
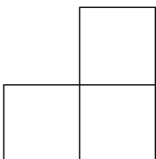
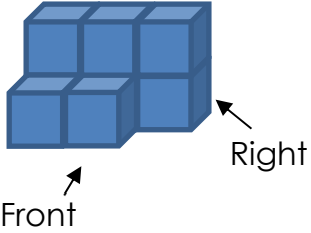
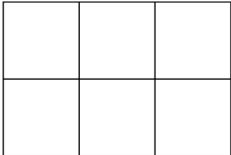

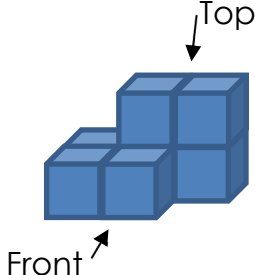
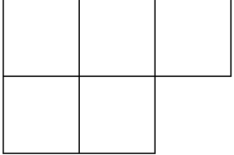
Drawing views of 3-D models

Grade 5 Geometry Worksheet

Draw the appropriate view for each of the models.

	<div>Front view</div>  <div>Right view</div> 
	<div>Front view</div> <div>Left view</div>
	<div>Left view</div> <div>Right view</div>
	<div>Front view</div> <div>Right view</div>
	<div>Top view</div> <div>Front view</div>

Answers

	<p>Front view</p> 	<p>Right view</p> 
	<p>Front view</p> 	<p>Left view</p> 
	<p>Left view</p> 	<p>Right view</p> 
	<p>Front view</p> 	<p>Right view</p> 
	<p>Top view</p> 	<p>Front view</p> 