

Classifying angles (acute / obtuse / right)

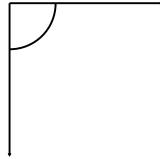
Grade 4 Geometry Worksheet

Classify the angles as acute, obtuse or right.

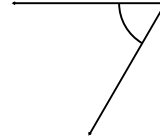
1)



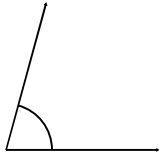
2)




3)



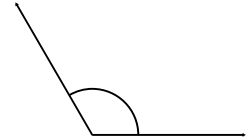
4)



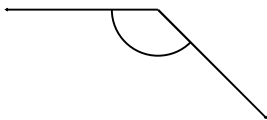
5)



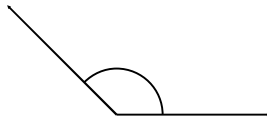
6)



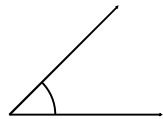
7)



8)



9)



Draw and label one acute, one obtuse and one right angle.

Classifying angles (acute / obtuse / right)

Grade 4 Geometry Worksheet

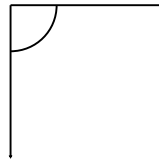
Classify the angles as acute, obtuse or right.

1)



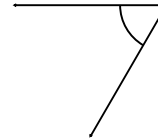
Obtuse

2)



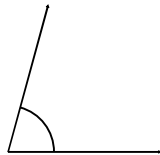
Right

3)



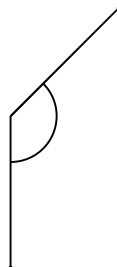
Acute

4)



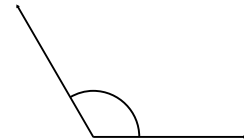
Acute

5)



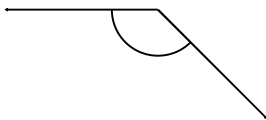
Obtuse

6)



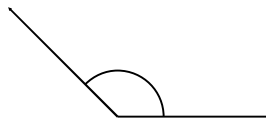
Obtuse

7)



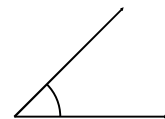
Obtuse

8)



Obtuse

9)



Acute

Draw and label one acute, one obtuse and one right angle.