

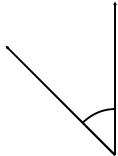
## Classifying angles (acute / obtuse / right)

---

### Grade 4 Geometry Worksheet

Classify the angles as acute, obtuse or right.

1.



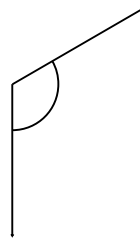
\_\_\_\_\_

2.



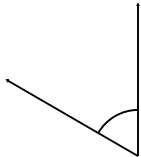
\_\_\_\_\_

3.



\_\_\_\_\_

4.



\_\_\_\_\_

5.



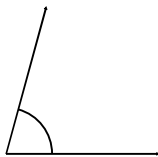
\_\_\_\_\_

6.



\_\_\_\_\_

7.



\_\_\_\_\_

8.



\_\_\_\_\_

9.



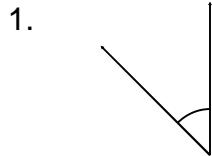
\_\_\_\_\_

## Classifying angles (acute / obtuse / right)

---


### Grade 4 Geometry Worksheet

Classify the angles as acute, obtuse or right.



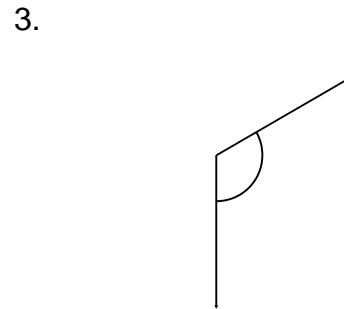
Acute

---



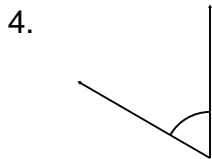
Obtuse

---



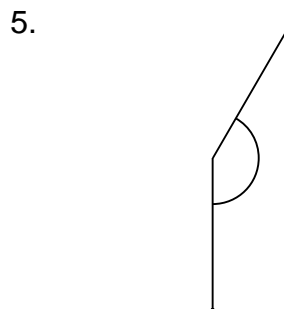
Obtuse

---



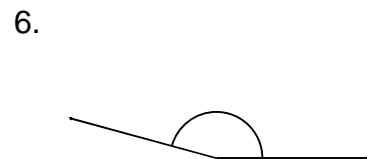
Acute

---



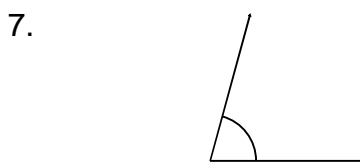
Obtuse

---



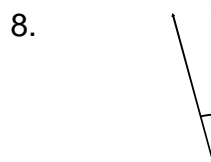
Obtuse

---



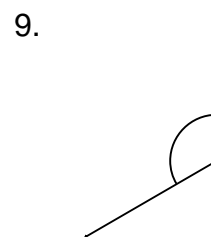
Acute

---



Acute

---



Obtuse

---