



















## Temperature and weather (Celsius)

### Grade 3 Measurement Worksheet

Circle the most appropriate temperature for each of the following activities:

<p>Wearing a T-shirt</p> 	<p>Skiing</p> 	<p>Making a snowman</p> 
30°C / 5°C / 0°C	30°C / 25°C / -5°C	25°C / 10°C / -10°C
<p>Going to the beach</p> 	<p>Wearing a hoodie</p> 	<p>Wearing flip-flops</p> 
30°C / 5°C / 0°C	30°C / 15°C / -5°C	30°C / 5°C / 0°C
<p>Going to a picnic</p> 	<p>Sailing</p> 	<p>Watching leaves fall in autumn</p> 
20°C / 0°C / -10°C	25°C / 0°C / -5°C	35°C / 15°C / 0°C

## Answers

<p>Wearing a T-shirt</p> 	<p>Skiing</p> 	<p>Making a snowman</p> 
30° C	-5° C	-10° C
<p>Going to the beach</p> 	<p>Wearing a hoodie</p> 	<p>Wearing flip-flops</p> 
30° C	15° C	30° C
<p>Going to a picnic</p> 	<p>Sailing</p> 	<p>Watching leaves fall in autumn</p> 
20° C	25° C	15° C