



















Temperature and weather (customary units)

Grade 3 Measurement Worksheet

Circle the most appropriate temperature for each of the following activities.

<p>Wearing a T-shirt</p> 	<p>Going to ski</p> 	<p>Making a snowman</p> 
90°F / 40°F / 0°F	75°F / 60°F / 0°F	95°F / 75°F / 20°F
<p>Going to the beach</p> 	<p>Wearing hoodie</p> 	<p>Wearing flip-flops</p> 
85°F / 20°F / 0°F	90°F / 60°F / 0°F	85°F / 45°F / 0°F
<p>Going to picnic</p> 	<p>Sailing</p> 	<p>Autumn time</p> 
75°F / 45°F / 25°F	80°F / 25°F / 5°F	80°F / 65°F / 5°F

Answers

<p>Wearing a T-shirt</p> 	<p>Going to ski</p> 	<p>Making a snowman</p> 
90°F	0°F	20°F
<p>Going to the beach</p> 	<p>Wearing hoodie</p> 	<p>Wearing flip-flops</p> 
85°F	60°F	85°F
<p>Going to picnic</p> 	<p>Sailing</p> 	<p>Autumn time</p> 
75°F	80°F	65°F