

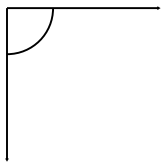
# Measuring and classifying angles

---

## Grade 4 Geometry Worksheet

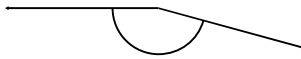
Measure the angles and classify them as "right", "acute" or "obtuse".

1.



\_\_\_\_\_

2.



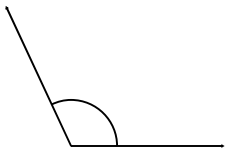
\_\_\_\_\_

3.



\_\_\_\_\_

4.



\_\_\_\_\_

5.



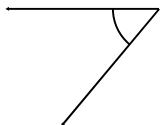
\_\_\_\_\_

6.




\_\_\_\_\_

7.



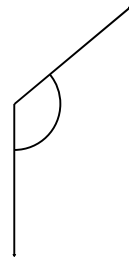
\_\_\_\_\_

8.



\_\_\_\_\_

9.



\_\_\_\_\_

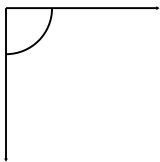
## Measuring and classifying angles

---

### Grade 4 Geometry Worksheet

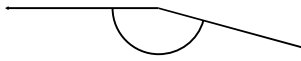
Measure the angles and classify them as "right", "acute" or "obtuse".

1.



90° Right

2.



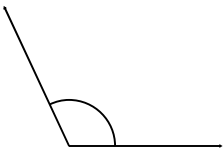
165° Obtuse

3.



175° Obtuse

4.



115° Obtuse

5.



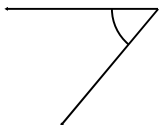
15° Acute

6.




145° Obtuse

7.




50° Acute

8.



90° Right

9.



130° Obtuse