




















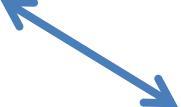












Lines, segments, and rays

Grade 3 Geometry Worksheet

Circle the correct description:.

			
Line / Ray / Line Segment	Line / Ray / Line Segment	Line / Ray / Line Segment	Line / Ray / Line Segment
			
Line / Ray / Line Segment	Line / Ray / Line Segment	Line / Ray / Line Segment	Line / Ray / Line Segment
			
Line / Ray / Line Segment	Line / Ray / Line Segment	Line / Ray / Line Segment	Line / Ray / Line Segment
			
Line / Ray / Line Segment	Line / Ray / Line Segment	Line / Ray / Line Segment	Line / Ray / Line Segment

Answers

			
Line Segment	Ray	Line Segment	Line
			
Ray	Line	Line Segment	Ray
			
Ray	Line Segment	Line	Ray
			
Line	Ray	Line	Line Segment