
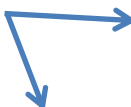






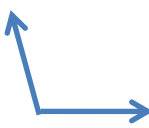

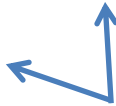

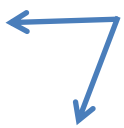








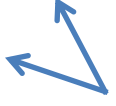
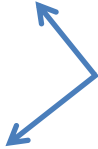
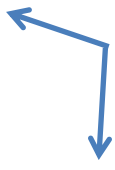
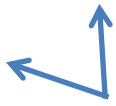
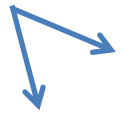

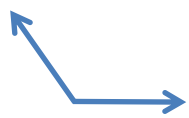
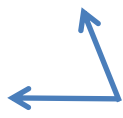
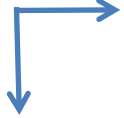
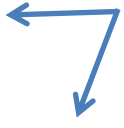



Classifying angles

Grade 3 Geometry Worksheet

Circle the correct names for the following angles.

			
Right / Obtuse / Acute	Right / Obtuse / Acute	Right / Obtuse / Acute	Right / Obtuse / Acute
			
Right / Obtuse / Acute	Right / Obtuse / Acute	Right / Obtuse / Acute	Right / Obtuse / Acute
			
Right / Obtuse / Acute	Right / Obtuse / Acute	Right / Obtuse / Acute	Right / Obtuse / Acute
			
Right / Obtuse / Acute	Right / Obtuse / Acute	Right / Obtuse / Acute	Right / Obtuse / Acute

Answers

			
Obtuse	Acute	Right	Acute
			
Right	Obtuse	Acute	Acute
			
Obtuse	Obtuse	Acute	Right
			
Acute	Right	Right	Obtuse