

Creating rectangles from squares

Grade 2 Geometry Worksheet

Find an object that you can use to trace square shapes (dice work well).
Create rectangles as described below.



1) Create a rectangle that is one square high by six squares wide.

2) Create a rectangle that is two squares high by three squares wide.

3) Create a rectangle that is three squares high by two squares wide.

Do all 3 shapes have the same area? Why?


Creating rectangles from squares

Grade 2 Geometry Worksheet


Find an object that you can use to trace square shapes (dice work well).
Create rectangles as described below.




1) Create a rectangle that is one square high by six squares wide.



2) Create a rectangle that is two squares high by three squares wide.



3) Create a rectangle that is three squares high by two squares wide.



Do all 3 shapes have the same area? Why?

YES, because they contain the same number of identical squares.