


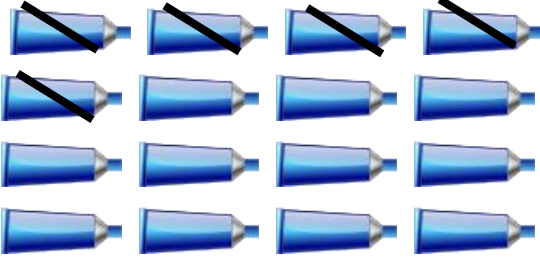


Subtraction using pictures (up to 20)

Grade 1 Subtraction Worksheet

It's art time at Ms. Ashley's class!

Fill in the blanks according to the pictures. Then, complete the number sentences.

	<p>Ms. Ashley has _____ pairs of scissors.</p> <p>She passed _____ pairs to the class.</p> <p>_____ - _____ = _____</p>
	<p>Ms. Ashley has _____ pencils.</p> <p>She passed _____ pencils to the class.</p> <p>_____ - _____ = _____</p>
	<p>Ms. Ashley has _____ bottles of glue.</p> <p>She passed _____ bottles to the class.</p> <p>_____ - _____ = _____</p>
	<p>Ms. Ashley has _____ tubes of paint.</p> <p>She passed _____ tubes to the class.</p> <p>_____ - _____ = _____</p>

Answers

Ms. Ashley has 13 pairs of scissors.

She passed 3 pairs to the class.

$$13 - 3 = 10$$

Ms. Ashley has 15 pencils.

She passed 9 pencils to the class.

$$15 - 9 = 6$$

Ms. Ashley has 13 bottles of glue.

She passed 6 bottles to the class.

$$13 - 6 = 7$$

Ms. Ashley has 16 tubes of paint.

She passed 5 tubes to the class.

$$16 - 5 = 11$$