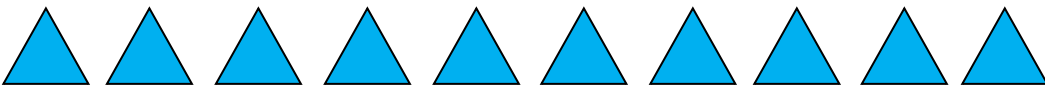


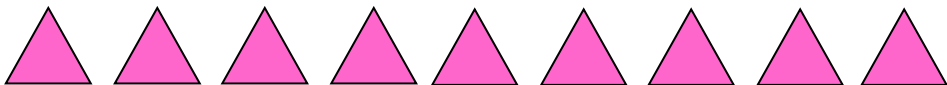




Subtraction using pictures

Grade 1 Subtraction Worksheet

Count the circles. Write the total. Then, cross out circles according to the equation, and write the difference.

 $5 - 4 = \underline{1}$	Total: <u>5</u>
 $10 - 7 = \underline{\quad}$	Total: <u> </u>
 $5 - 3 = \underline{\quad}$	Total: <u> </u>
 $7 - 2 = \underline{\quad}$	Total: <u> </u>
 $9 - 1 = \underline{\quad}$	Total: <u> </u>
 $4 - 4 = \underline{\quad}$	Total: <u> </u>
 $8 - 6 = \underline{\quad}$	Total: <u> </u>

Answers

 $5 - 4 = \underline{1}$	Total: <u>5</u>
 $10 - 7 = \underline{3}$	Total: <u>10</u>
 $5 - 3 = \underline{2}$	Total: <u>5</u>
 $7 - 2 = \underline{5}$	Total: <u>7</u>
 $9 - 1 = \underline{8}$	Total: <u>9</u>
 $4 - 4 = \underline{0}$	Total: <u>4</u>
 $8 - 6 = \underline{2}$	Total: <u>8</u>