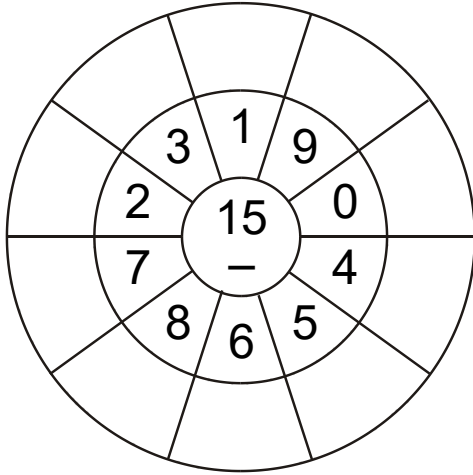


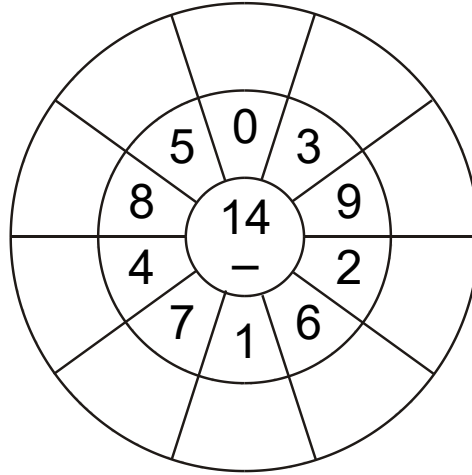
Subtraction circle drill

Subtraction Facts Worksheet

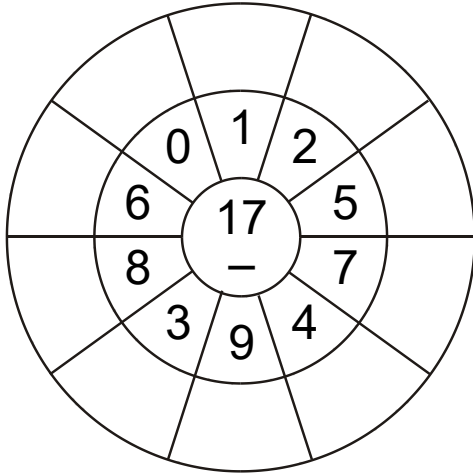
Subtract.



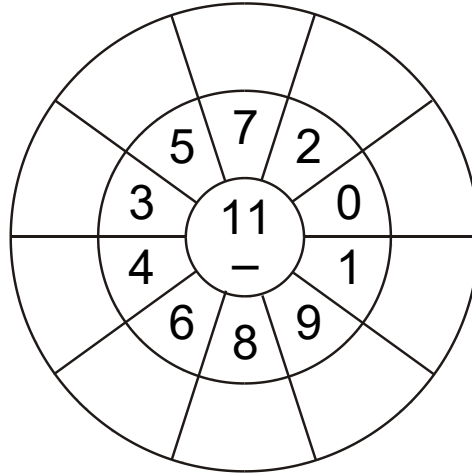
A circular subtraction drill with 15 in the center. The inner ring contains a minus sign and the numbers 3, 1, 9, 0, 4, 5, 6, 8, 7, 2. The outer ring is empty for the student to write the answers.



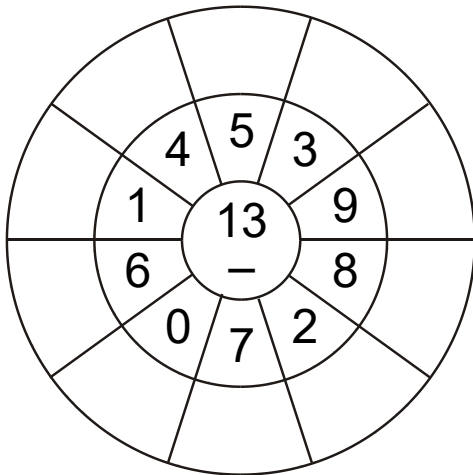
A circular subtraction drill with 14 in the center. The inner ring contains a minus sign and the numbers 5, 0, 3, 9, 2, 6, 1, 7, 4, 8. The outer ring is empty for the student to write the answers.



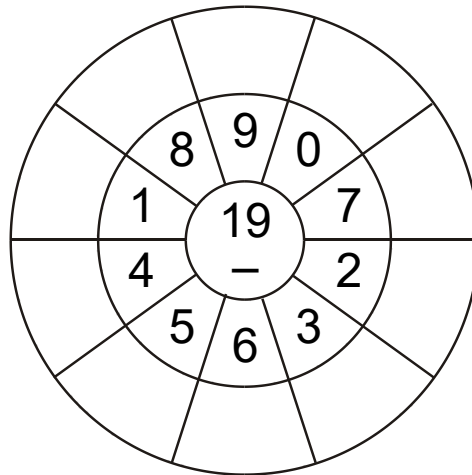
A circular subtraction drill with 17 in the center. The inner ring contains a minus sign and the numbers 0, 1, 2, 5, 7, 4, 9, 3, 8, 6. The outer ring is empty for the student to write the answers.



A circular subtraction drill with 11 in the center. The inner ring contains a minus sign and the numbers 5, 7, 2, 0, 1, 9, 8, 6, 4, 3. The outer ring is empty for the student to write the answers.



A circular subtraction drill with 13 in the center. The inner ring contains a minus sign and the numbers 4, 5, 3, 9, 8, 2, 7, 0, 6, 1. The outer ring is empty for the student to write the answers.



A circular subtraction drill with 19 in the center. The inner ring contains a minus sign and the numbers 8, 9, 0, 7, 2, 3, 6, 5, 4, 1. The outer ring is empty for the student to write the answers.

Subtraction circle drill

Subtraction Facts Worksheet

Subtract.

