







Making 10 with objects

Kindergarten Addition Worksheet

Draw more circles so you have 10 circles. Write the numbers.

	+	$\begin{array}{r} 3 \\ \hline \end{array} + \begin{array}{r} \\ \hline \end{array} = \begin{array}{r} 10 \\ \hline \end{array}$
	+	$\begin{array}{r} 4 \\ \hline \end{array} + \begin{array}{r} \\ \hline \end{array} = \begin{array}{r} 10 \\ \hline \end{array}$
	+	$\begin{array}{r} 8 \\ \hline \end{array} + \begin{array}{r} \\ \hline \end{array} = \begin{array}{r} 10 \\ \hline \end{array}$
	+	$\begin{array}{r} 7 \\ \hline \end{array} + \begin{array}{r} \\ \hline \end{array} = \begin{array}{r} 10 \\ \hline \end{array}$
	+	$\begin{array}{r} 2 \\ \hline \end{array} + \begin{array}{r} \\ \hline \end{array} = \begin{array}{r} 10 \\ \hline \end{array}$
	+	$\begin{array}{r} 5 \\ \hline \end{array} + \begin{array}{r} \\ \hline \end{array} = \begin{array}{r} 10 \\ \hline \end{array}$