







Counting in Groups of 10

1. Count in groups of TEN. Count ten dots, and circle them.

Write how many groups of ten you get. Write how many ones are left over.

 <p style="text-align: center;">groups of ten ones</p> <p>a. <input style="width: 40px; height: 30px;" type="text"/> <input style="width: 40px; height: 30px;" type="text"/></p>	 <p style="text-align: center;">groups of ten ones</p> <p>b. <input style="width: 40px; height: 30px;" type="text"/> <input style="width: 40px; height: 30px;" type="text"/></p>	 <p style="text-align: center;">groups of ten ones</p> <p>c. <input style="width: 40px; height: 30px;" type="text"/> <input style="width: 40px; height: 30px;" type="text"/></p>
 <p style="text-align: center;">groups of ten ones</p> <p>d. <input style="width: 40px; height: 30px;" type="text"/> <input style="width: 40px; height: 30px;" type="text"/></p>	 <p style="text-align: center;">groups of ten ones</p> <p>e. <input style="width: 40px; height: 30px;" type="text"/> <input style="width: 40px; height: 30px;" type="text"/></p>	 <p style="text-align: center;">groups of ten ones</p> <p>f. <input style="width: 40px; height: 30px;" type="text"/> <input style="width: 40px; height: 30px;" type="text"/></p>

2. **Counting game 1.** (Optional - to give more practice for making groups of ten.) Put some beans or other objects onto a table. Ask the child to make groups of ten. Then ask the child to count the groups of ten and the individual items left over, using the form “four tens and six” or “seven tens and one”, *etc.* Repeat as necessary with different amounts of objects, taking turns.