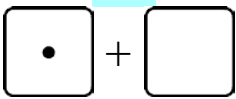
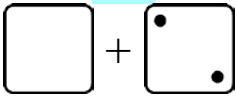
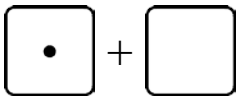
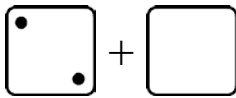
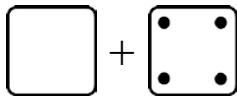
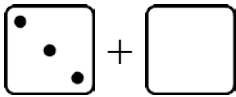
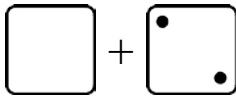
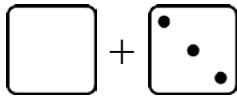
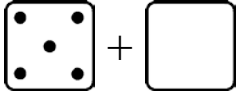
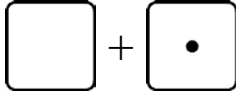
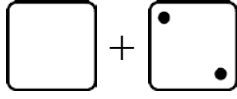


# Missing Items

|   |  |
|---|--|
| <p>Something is missing from the addition.<br/>The TOTAL is not missing. The total is 5.</p> <p>How many are in the second group? That's what is missing!</p> <p>There should be a total of 5 dots. Draw 4 in the second die face.</p>                            | <p style="text-align: center;"><b>5</b></p>  <p style="text-align: center;">1 + _____</p> |
| <p>There should be a total of 4 dots. The second die face has two.<br/>There are none in the first die face, so you need to draw them.</p> <p>Read: "2 plus what number makes 4?"<br/>or, "2 and how many more makes 4?"<br/>or, "What number and 2 makes 4?"</p> | <p style="text-align: center;"><b>4</b></p>  <p style="text-align: center;">_____ + 2</p> |

1. Draw more dots for the addition. Write the missing number. The total is on top.

|   |   |   |
|---|---|---|
| <p style="text-align: center;"><b>3</b></p>  <p>a. 1 + _____</p> | <p style="text-align: center;"><b>3</b></p>  <p>b. 2 + _____</p> | <p style="text-align: center;"><b>5</b></p>  <p>c. _____ + 4</p> |
| <p style="text-align: center;"><b>5</b></p>  <p>d. 3 + _____</p> | <p style="text-align: center;"><b>5</b></p>  <p>e. _____ + 2</p> | <p style="text-align: center;"><b>4</b></p>  <p>f. _____ + 3</p> |
| <p style="text-align: center;"><b>5</b></p>                      | <p style="text-align: center;"><b>4</b></p>  <p>h. _____ + 1</p> | <p style="text-align: center;"><b>4</b></p>  <p>i. _____ + 2</p> |