

A “Trick” with Nine and Eight

A “trick” with nine

Imagine that 9 wants to be ten! It's not happy—it wants to become a full TEN!

So, nine asks the other number (this time, 7) to give him some in order to make himself to be a ten.

Seven says, “OK,” gives one to 9, and has only six left for himself.

In the end, we have 10 and 6. We get 16.







$$\begin{array}{r} 9 \quad + \quad 7 \\ \downarrow \qquad \downarrow \\ 10 \qquad 6 \quad = \quad 16 \end{array}$$

We can also show the same thing this way →

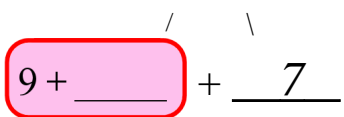
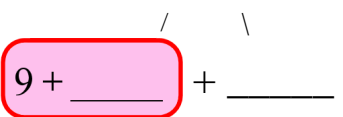
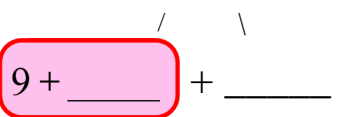
$$\begin{array}{r} 9 + 7 \\ \quad | \quad \backslash \\ \mathbf{9 + 1} + 6 \\ 10 + 6 = 16 \end{array}$$

Notice: it will also work if the second number is 9. Why? Because you can add in any order. 5 + 9 is the same as 9 + 5.

1. Circle all of the blue marbles and some of the yellow ones so that you get a ten. Add.

<p>a. 9 + 6</p>  <p style="text-align: center;">$10 + \underline{5} = \underline{\quad}$</p>	<p>b. 9 + 4</p>  <p style="text-align: center;">$10 + \underline{\quad} = \underline{\quad}$</p>
<p>c. 9 + 3</p>  <p style="text-align: center;">$10 + \underline{\quad} = \underline{\quad}$</p>	<p>d. 9 + 5</p>  <p style="text-align: center;">$10 + \underline{\quad} = \underline{\quad}$</p>

2. Fill in the blanks. Imagine that nine wants to become a ten.

<p>a. 9 + 8</p>  <p style="text-align: center;">$10 + \underline{\quad} = \underline{\quad}$</p>	<p>b. 9 + 7</p>  <p style="text-align: center;">$10 + \underline{\quad} = \underline{\quad}$</p>	<p>c. 9 + 9</p>  <p style="text-align: center;">$10 + \underline{\quad} = \underline{\quad}$</p>
--	--	--

A “trick” with eight

Imagine that 8 wants to be ten! It's not happy—it wants to become a full TEN!

So, eight asks the other number (this time, 5) to give him some in order to make himself to be a ten.

Five says, “OK,” gives two to 8, and has only three left for himself.

In the end, we have 10 and 3. We get 13.







$$\begin{array}{r} 8 \quad + \quad 5 \\ \downarrow \qquad \downarrow \\ 10 \qquad 3 = 13 \end{array}$$

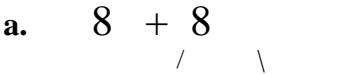
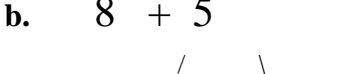
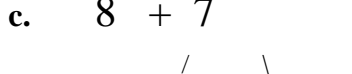
We can also show the same thing this way:

$$\begin{array}{r} 8 + 5 \\ \quad | \quad \backslash \\ \mathbf{8 + 2} + 3 \\ 10 + 3 = 13 \end{array}$$

3. Circle all of the blue marbles and some of the yellow ones so that you get a ten. Add.

<p>a. $8 + 6$</p>  <p>$10 + \underline{\quad\quad} = \underline{\quad\quad}$</p>	<p>b. $8 + 7$</p>  <p>$10 + \underline{\quad\quad} = \underline{\quad\quad}$</p>
<p>c. $8 + 3$</p>  <p>$10 + \underline{\quad\quad} = \underline{\quad\quad}$</p>	<p>d. $8 + 4$</p>  <p>$10 + \underline{\quad\quad} = \underline{\quad\quad}$</p>

4. Fill in the blanks. Imagine that eight wants to become a ten.

<p>a. $8 + 8$</p>  <p>$8 + \underline{2} + \underline{\quad\quad}$</p> <p>$10 + \underline{\quad\quad} = \underline{\quad\quad}$</p>	<p>b. $8 + 5$</p>  <p>$8 + \underline{\quad\quad} + \underline{\quad\quad}$</p> <p>$10 + \underline{\quad\quad} = \underline{\quad\quad}$</p>	<p>c. $8 + 7$</p>  <p>$8 + \underline{\quad\quad} + \underline{\quad\quad}$</p> <p>$10 + \underline{\quad\quad} = \underline{\quad\quad}$</p>
--	---	---

5. Right or not? Cross out the additions that are *false* (not correct).

a. $6 + 6 = 13$

b. $7 + 8 = 15$

c. $9 + 6 = 15$

d. $9 + 7 = 17$

6. Solve.

<p>a. A basket has nine apples in it. Alice ate two, and her brother ate one. How many apples are left?</p>	<p>b. Jeremy picked up nine apples that had fallen under an apple tree. Then he picked up six more under another tree. How many apples does Jeremy have now?</p>
<p>c. Alice picked 7 flowers and Jeremy picked 9. How many more flowers did Jeremy pick? How many flowers did the children have together?</p>	<p>d. Jeremy put toy cars end-to-end. One car was 5 cm long, another was 5 cm also, and the third car was 4 cm long. How long was Jeremy's train of cars?</p>

7. Write a number inside the balloon so that the numbers in the balloon make a ten. Add.


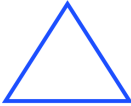

<p>a. $7 + \underline{3} + 5 = \underline{15}$</p>	<p>b. $9 + \underline{\quad} + 2 = \underline{\quad}$</p>	<p>c. $7 + \underline{\quad} + 5 = \underline{\quad}$</p>
<p>d. $6 + \underline{\quad} + 6 = \underline{\quad}$</p>	<p>e. $8 + \underline{\quad} + 4 = \underline{\quad}$</p>	<p>f. $5 + \underline{\quad} + 8 = \underline{\quad}$</p>

8. Add. Think how the nine or the eight wants to be ten! If the *second* number is 8 or 9, turn the addition around. You can add the numbers in the other order, 8 or 9 first.

- a. $8 + 6 = \underline{\quad}$ b. $6 + 9 = \underline{\quad}$ c. $9 + 4 = \underline{\quad}$
d. $4 + 8 = \underline{\quad}$ e. $8 + 7 = \underline{\quad}$ f. $9 + 9 = \underline{\quad}$
g. $9 + 5 = \underline{\quad}$ h. $8 + 8 = \underline{\quad}$ i. $3 + 8 = \underline{\quad}$

What number goes in the shape?

Puzzle Corner

a.  $+ 8 = 16$ b.  $+ 9 = 15$ c.  $+ 2 + 7 = 13$