

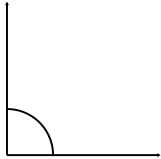
## Classifying angles (acute / obtuse / right)

---

### Grade 4 Geometry Worksheet

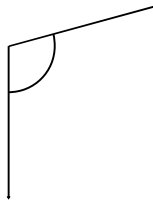
Classify the angles as acute, obtuse or right.

1.



\_\_\_\_\_

2.



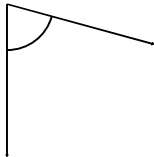
\_\_\_\_\_

3.




\_\_\_\_\_

4.



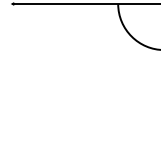
\_\_\_\_\_

5.



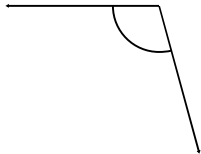
\_\_\_\_\_

6.



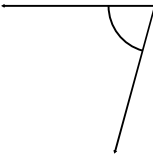
\_\_\_\_\_

7.



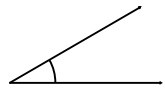
\_\_\_\_\_

8.



\_\_\_\_\_

9.



\_\_\_\_\_

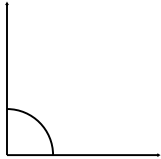
## Classifying angles (acute / obtuse / right)

---

### Grade 4 Geometry Worksheet

Classify the angles as acute, obtuse or right.

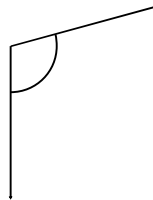
1.



Right

---

2.



Obtuse

---

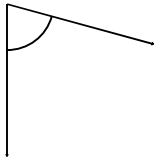
3.



Obtuse

---

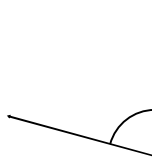
4.



Acute

---

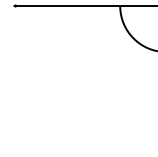
5.



Acute

---

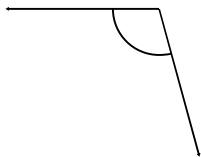
6.



Right

---

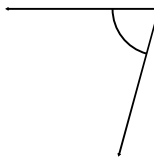
7.



Obtuse

---

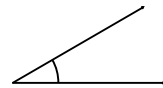
8.



Acute

---

9.



Acute

---