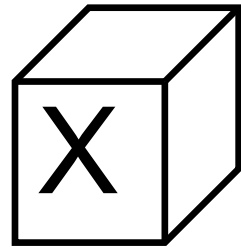



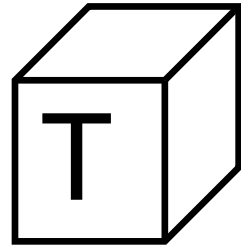

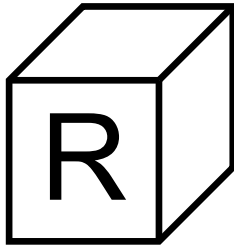
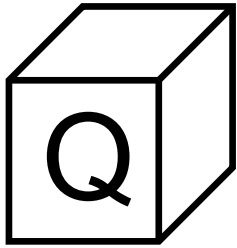


## Identify relative positions: above and below

### Kindergarten Position Worksheets: Above and Below

Look at the blocks and answer the questions:



1. Which block is above the “W” block? \_\_\_\_\_
2. Which block is below the “S” block? \_\_\_\_\_
3. Which block is above the “U” block? \_\_\_\_\_
4. Which block is below the “T” block? \_\_\_\_\_
5. Which block is above the “X” block? \_\_\_\_\_