

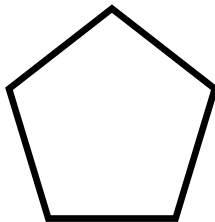


## Identify relative positions: above and below

### Kindergarten Position Worksheets: Above and Below

Circle the shape that is above the others.

Draw an "X" through the shape that is below the others.

1)



2)

