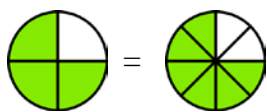


Equivalent Fractions 1

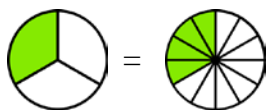


$$\frac{3}{4} = \frac{6}{8}$$

$\times 2$
 $\times 2$

These two fractions are *equivalent fractions* because they picture **the same amount**. You could say that you get to “eat” the same amount of “pie” either way.

In the second picture, **each slice** has just been **split into two pieces**. The arrows show *into how many new pieces* each piece was split.



$$\frac{1}{3} = \frac{4}{12}$$

$\times 4$
 $\times 4$

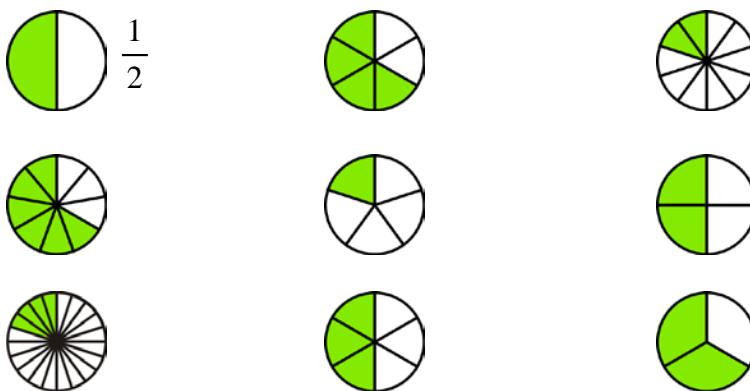
Each slice has been **split into four**.

BEFORE: 1 colored piece, 3 total.
AFTER: 4 colored pieces, 12 total.

Notice: we get FOUR times as many colored pieces and FOUR times as many total pieces. Both the numerator and the denominator get multiplied by 4.

When *all* of the pieces are split the same way, both the *number of colored pieces* (the numerator) and the *total number of pieces* (the denominator) get multiplied by the same number.

1. Connect the pictures that show equivalent fractions. Write the name of each fraction beside its picture.



2. Make a chain of equivalent fractions.

