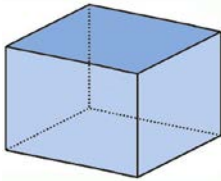
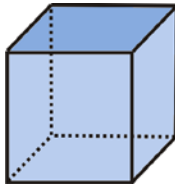


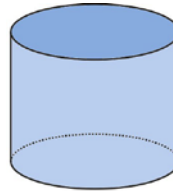
# Solids 1



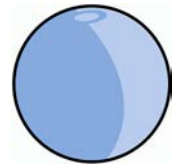
This is a **box**. It is also called a “rectangular prism.”



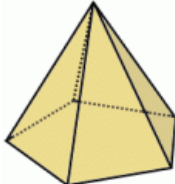
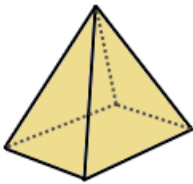
A **cube** is a box, too, but all of its sides are equal in length.




A **cylinder** has a circle on the bottom and at the top.



This is a **sphere**, or just a ball.



A **pyramid** has a pointed top. Its bottom shape can be any many-sided figure, such as a triangle, a rectangle, a square, or a pentagon.



A **cone** has a pointed top, as well, but it has a rounded shape on the bottom.

1. Make a cube, a cylinder, a cone, and a pyramid using the cut-outs provided on the following pages. Your teacher will help you.

2. A *face* is any of the flat sides of a solid.

a. Count how many faces a cube has. \_\_\_\_\_ faces

What shapes are they?

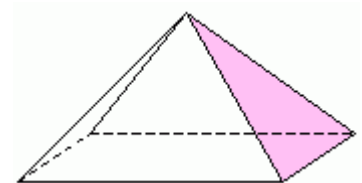
b. Count how many faces a box has. \_\_\_\_\_ faces

What shapes are they?

c. Count how many faces this pyramid has. \_\_\_\_\_ faces

What shapes are they?

d. Count how many faces a ball has. \_\_\_\_\_ faces



How about the cylinder? It has three faces: the top and bottom circles are two faces, and the third face is “wrapped around” it. And the cone? It has two faces.

3. You might have seen *safety cones* on the street. They are used to mark off areas where people are not supposed to go. Can you think of other things in real life that are in the shape of a cone, or a part of them is a cone?




---


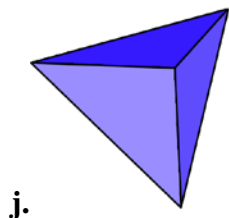
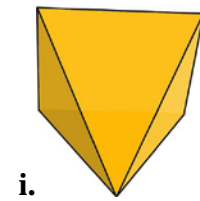
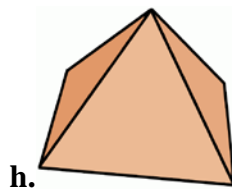
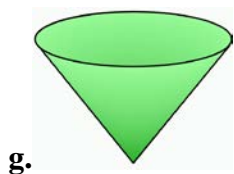
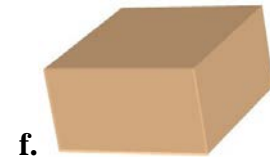

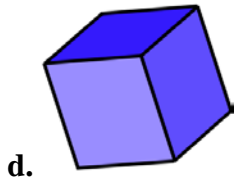
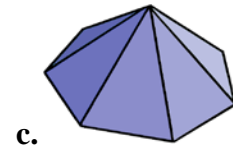
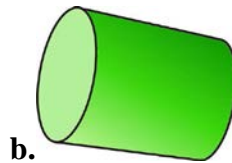



---



(Hint: One thing that is cone-shaped tastes really yummy!)  
 (Hint: Another thing you might see in birthday parties.)

4. Label the pictures with *box*, *cube*, *cylinder*, *pyramid*, or *cone*.




---



---



---



---



---



---



---



---